

CONGA SANTIAGO / CUBA

TRADITIONAL

PERKUSSION 1
RUMBA CLAVE 3/2

PERKUSSION 2
BOMBO HI

PERKUSSION 3
BOMBO MID

PERKUSSION 4
BOMBO LOW

PERKUSSION 5
CONGA 1

PERKUSSION 6
CONGA 2

PERKUSSION 7
CONGA 3

PERKUSSION 8
BELL 1

PERKUSSION 9
BELL 2

PERKUSSION 10
BELL 3

PERKUSSION 11
BELL 4

0 + + 0 0 +

0 + + 0 + +

0 + + 0 + 0

R L R L S S 0 0

R L R L 0 0 S 0

R R L 0 S S

1 2 + 3 4 + 1 2 3 4

1 2 3 4 1 2 3 4 +

1 2 + 3 4

CONGA SANTIAGO

PERK. 1

Musical staff for Perk. 1. The staff contains three measures of music. Each measure has a double bar line on the left and a single bar line on the right. The notes are represented by vertical stems with horizontal flags. A '3' is written below the first measure.

PERK. 2

Musical staff for Perk. 2. The staff contains three measures of music, each with a double bar line on the left and a single bar line on the right. The notes are represented by vertical stems with horizontal flags.

PERK. 3

Musical staff for Perk. 3. The staff contains three measures of music, each with a double bar line on the left and a single bar line on the right. The notes are represented by vertical stems with horizontal flags.

PERK. 4

Musical staff for Perk. 4. The staff contains three measures of music, each with a double bar line on the left and a single bar line on the right. The notes are represented by vertical stems with horizontal flags.

PERK. 5

Musical staff for Perk. 5. The staff contains three measures of music, each with a double bar line on the left and a single bar line on the right. The notes are represented by vertical stems with horizontal flags.

PERK. 6

Musical staff for Perk. 6. The staff contains three measures of music, each with a double bar line on the left and a single bar line on the right. The notes are represented by vertical stems with horizontal flags.

PERK. 7

Musical staff for Perk. 7. The staff contains three measures of music, each with a double bar line on the left and a single bar line on the right. The notes are represented by vertical stems with horizontal flags.

PERK. 8

Musical staff for Perk. 8. The staff contains three measures of music, each with a double bar line on the left and a single bar line on the right. The notes are represented by vertical stems with horizontal flags.

PERK. 9

Musical staff for Perk. 9. The staff contains three measures of music, each with a double bar line on the left and a single bar line on the right. The notes are represented by vertical stems with horizontal flags.

PERK. 10

Musical staff for Perk. 10. The staff contains three measures of music, each with a double bar line on the left and a single bar line on the right. The notes are represented by vertical stems with horizontal flags.

PERK. 11

Musical staff for Perk. 11. The staff contains three measures of music, each with a double bar line on the left and a single bar line on the right. The notes are represented by vertical stems with horizontal flags.

PERK. 1

Musical staff for Perk. 1. The staff contains a series of notes and rests. The notes are represented by vertical stems with horizontal bars at the top, indicating specific rhythmic values. There are three measures, each containing a note followed by a rest.

PERK. 2

Musical staff for Perk. 2. The staff contains a series of notes and rests. The notes are represented by vertical stems with horizontal bars at the top, indicating specific rhythmic values. There are three measures, each containing a note followed by a rest.

PERK. 3

Musical staff for Perk. 3. The staff contains a series of notes and rests. The notes are represented by vertical stems with horizontal bars at the top, indicating specific rhythmic values. There are three measures, each containing a note followed by a rest.

PERK. 4

Musical staff for Perk. 4. The staff contains a series of notes and rests. The notes are represented by vertical stems with horizontal bars at the top, indicating specific rhythmic values. There are three measures, each containing a note followed by a rest.

PERK. 5

Musical staff for Perk. 5. The staff contains a series of notes and rests. The notes are represented by vertical stems with horizontal bars at the top, indicating specific rhythmic values. There are three measures, each containing a note followed by a rest.

PERK. 6

Musical staff for Perk. 6. The staff contains a series of notes and rests. The notes are represented by vertical stems with horizontal bars at the top, indicating specific rhythmic values. There are three measures, each containing a note followed by a rest.

PERK. 7

Musical staff for Perk. 7. The staff contains a series of notes and rests. The notes are represented by vertical stems with horizontal bars at the top, indicating specific rhythmic values. There are three measures, each containing a note followed by a rest.

PERK. 8

Musical staff for Perk. 8. The staff contains a series of notes and rests. The notes are represented by vertical stems with horizontal bars at the top, indicating specific rhythmic values. There are three measures, each containing a note followed by a rest.

PERK. 9

Musical staff for Perk. 9. The staff contains a series of notes and rests. The notes are represented by vertical stems with horizontal bars at the top, indicating specific rhythmic values. There are three measures, each containing a note followed by a rest.

PERK. 10

Musical staff for Perk. 10. The staff contains a series of notes and rests. The notes are represented by vertical stems with horizontal bars at the top, indicating specific rhythmic values. There are three measures, each containing a note followed by a rest.

PERK. 11

Musical staff for Perk. 11. The staff contains a series of notes and rests. The notes are represented by vertical stems with horizontal bars at the top, indicating specific rhythmic values. There are three measures, each containing a note followed by a rest.

CONGA SANTIAGO

PERK. 1

A musical staff for a conga player, labeled PERK. 1. It features a double bar line at the beginning and a fermata-like symbol (a horizontal line with a downward-pointing curve) above the staff. The staff is otherwise empty.

12

PERK. 2

A musical staff for a conga player, labeled PERK. 2. It features a double bar line at the beginning and a fermata-like symbol above the staff. The staff is otherwise empty.

PERK. 3

A musical staff for a conga player, labeled PERK. 3. It features a double bar line at the beginning and a fermata-like symbol above the staff. The staff is otherwise empty.

PERK. 4

A musical staff for a conga player, labeled PERK. 4. It features a double bar line at the beginning and a fermata-like symbol above the staff. The staff is otherwise empty.

PERK. 5

A musical staff for a conga player, labeled PERK. 5. It features a double bar line at the beginning and a fermata-like symbol above the staff. The staff is otherwise empty.

PERK. 6

A musical staff for a conga player, labeled PERK. 6. It features a double bar line at the beginning and a fermata-like symbol above the staff. The staff is otherwise empty.

PERK. 7

A musical staff for a conga player, labeled PERK. 7. It features a double bar line at the beginning and a fermata-like symbol above the staff. The staff is otherwise empty.

PERK. 8

A musical staff for a conga player, labeled PERK. 8. It features a double bar line at the beginning and a fermata-like symbol above the staff. The staff is otherwise empty.

PERK. 9

A musical staff for a conga player, labeled PERK. 9. It features a double bar line at the beginning and a fermata-like symbol above the staff. The staff is otherwise empty.

PERK. 10

A musical staff for a conga player, labeled PERK. 10. It features a double bar line at the beginning and a fermata-like symbol above the staff. The staff is otherwise empty.

PERK. 11

A musical staff for a conga player, labeled PERK. 11. It features a double bar line at the beginning and a fermata-like symbol above the staff. The staff is otherwise empty.

CONGA SANTIAGO

PERK. 1

18

PERK. 2

PERK. 3

PERK. 4

PERK. 5

PERK. 6

PERK. 7

PERK. 8

PERK. 9

PERK. 10

PERK. 11

PERK. 1

Musical staff for Perk. 1. The staff contains a series of notes and rests. The notes are represented by vertical stems with horizontal bars at the top, and the rests are represented by horizontal bars below the staff lines.

21

An empty musical staff for Perk. 1, positioned below the first staff.

PERK. 2

Musical staff for Perk. 2. The staff contains a series of notes and rests, identical in pattern to Perk. 1.

An empty musical staff for Perk. 2, positioned below the first staff.

PERK. 3

Musical staff for Perk. 3. The staff contains a series of notes and rests, identical in pattern to Perk. 1.

An empty musical staff for Perk. 3, positioned below the first staff.

PERK. 4

Musical staff for Perk. 4. The staff contains a series of notes and rests, identical in pattern to Perk. 1.

An empty musical staff for Perk. 4, positioned below the first staff.

PERK. 5

Musical staff for Perk. 5. The staff contains a series of notes and rests, identical in pattern to Perk. 1.

An empty musical staff for Perk. 5, positioned below the first staff.

PERK. 6

Musical staff for Perk. 6. The staff contains a series of notes and rests, identical in pattern to Perk. 1.

An empty musical staff for Perk. 6, positioned below the first staff.

PERK. 7

Musical staff for Perk. 7. The staff contains a series of notes and rests, identical in pattern to Perk. 1.

An empty musical staff for Perk. 7, positioned below the first staff.

PERK. 8

Musical staff for Perk. 8. The staff contains a series of notes and rests, identical in pattern to Perk. 1.

An empty musical staff for Perk. 8, positioned below the first staff.

PERK. 9

Musical staff for Perk. 9. The staff contains a series of notes and rests, identical in pattern to Perk. 1.

An empty musical staff for Perk. 9, positioned below the first staff.

PERK. 10

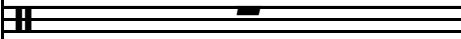











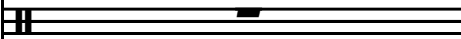
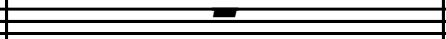

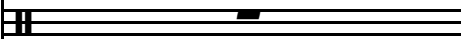





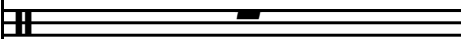








Musical staff for Perk. 10. The staff contains a series of notes and rests, identical in pattern to Perk. 1.

An empty musical staff for Perk. 10, positioned below the first staff.

PERK. 11

Musical staff for Perk. 11. The staff contains a series of notes and rests, identical in pattern to Perk. 1.

An empty musical staff for Perk. 11, positioned below the first staff.

PERK. 1			
	24		
PERK. 2			
PERK. 3			
PERK. 4			
PERK. 5			
PERK. 6			
PERK. 7			
PERK. 8			
PERK. 9			
PERK. 10			
PERK. 11	